

992K

Wheel Loader



| Model | 992K | |
|---------------------------------|--------------------------|-----------------------|
| Serial Number Prefix | 880 | |
| Engine | | |
| Engine Model | Cat® C32 ACERT™ | |
| Emissions | U.S. EPA Tier 4 Final | |
| Gross Power*** | 671 kW | 900 hp |
| Net Power*** | 607 kW | 814 hp |
| Buckets | | |
| Bucket Capacities | 10.7-12.3 m ³ | 14-16 yd ³ |
| Operating Specifications | | |
| Rated Payload Standard Lift | 21.7 tonnes | 24 tons |
| Rated Payload High Lift | 19.1 tonnes | 21 tons |
| Operating Weight Standard Lift* | 99 831 kg | 220,089 lb |
| Operating Weight High Lift** | 100 628 kg | 221,847 lb |

| Model | 992K | |
|---------------------------------|------------------------------|-----------------------|
| Serial Number Prefix | ZMX | |
| Engine | | |
| Engine Model | Cat® C32 ACERT™ | |
| Emissions | U.S. EPA Tier 2 (Equivalent) | |
| Gross Power | 676 kW | 907 hp |
| Net Power | 607 kW | 814 hp |
| Buckets | | |
| Bucket Capacities | 10.7-12.3 m ³ | 14-16 yd ³ |
| Operating Specifications | | |
| Rated Payload Standard Lift | 21.7 tonnes | 24 tons |
| Rated Payload High Lift | 19.1 tonnes | 21 tons |
| Operating Weight Standard Lift* | 99 275 kg | 218,864 lb |
| Operating Weight High Lift** | 100 072 kg | 220,621 lb |

*Specification with 11.5 m³ (15 yd³) bucket (P/N 305-5720)

**Specification with 10.7 m³ (14 yd³) bucket (P/N 305-5790)

***Engine power ratings for machine with Standard Ambient cooling package.

992K Features

Safety

The 992K offers world class safety to those operating the machine, those working around it and on it.

Productivity

Designed for quick response to operator input, the 992K excels at face loading, truck loading and load and carry applications.

Reliable Performance

The 992K is constructed of proven designs, all integrated to provide you with a reliable loader.

Operator Comfort

The 992K offers an ergonomically designed cab with adjustable controls and excellent visibility to the job site.

Simplified Service

Conveniently grouped service centers make short work of maintenance. VIMS™ and Cat Product Link keep you informed and up-to-date on machine health.

Sustainability

The 992K is designed to use fuel wisely and incorporates emissions and sound reduction technologies.



Contents

| | |
|------------------------------------|----|
| Reliability | 3 |
| Productivity | 4 |
| Operator Comfort | 5 |
| Technology Solutions | 6 |
| Safety | 7 |
| Service Made Simple | 8 |
| Quality | 9 |
| Sustainability | 10 |
| Buckets | 11 |
| Bucket Ground Engaging Tools | 12 |
| 992K Specifications | 13 |
| 992K Standard Equipment..... | 24 |
| 992K Optional Equipment..... | 25 |
| 992K Mandatory Equipment | 26 |
| Notes..... | 27 |

Caterpillar first introduced the 992 in 1968. This large wheel loader has been a global leader ever since, building a reputation as a face loader that's both safe to operate, productive and durable. With the introduction of the K Series, we've enhanced the operator's experience and the safety of those working on and around the machine.

With both standard and high lift configurations, this machine will pass match with fleets of 775 and 777 trucks. If your operations revolve around the 992 as a loading tool, you'll find everything that's important to your business in the 992K; safety, productivity, cost control and comfort for your people.

Reliability

Proven designs and components ensure multiple life cycles

Linkage and Frames


We combine 40+ years of design and field experience – as well as new validation technologies – to ensure 992K frames, castings, welds and fabrications are the best in the industry. Our unique box section rear and front frame designs combine plates and castings to manage torsion loads and provide longer lasting alignment for hitch and pin life. Sleeve bearing pins in the linkage are more predictable in their wear and limit daily greasing. For load and carry applications, optional Ride Control further reduces shock loads to the frame while giving the operator a much smoother ride.

Cat C32 Engine

The 992K retains the durability and reliability of the proven Cat C32 diesel with ACERT™ Technology. Like all Cat machines, this engine has been completely integrated into all machine systems resulting in power curves, fuel maps and ratings that are unique to this machine and applications. The solid foundation of this engine starts from our legendary foundries delivering the highest quality engine block. The mechanically actuated, electronically controlled unit injection (MEUI™) ensures that fuel is metered out in optimal quantities for both power and efficiency.

Cat Planetary Powershift Transmission

Nobody builds a better transmission than Caterpillar for earthmoving applications. Everything from gear geometry, heat treatment and metallurgy are Caterpillar design controlled, including the electronics that allow it to integrate with the C32 engine and Impeller Clutch Torque Converter of the 992K. The Cat Planetary Powershift Transmission in the 992K offers three forward and three reverse speeds. The planetary gear group is common with the 993K and 994F large wheel loaders.



Productivity

Delivering optimum performance for your application



Positive Flow Control Hydraulics

The 992K Positive Flow Control (PFC) Hydraulic System is setting a new standard for hydraulic response, performance and efficiency. The implement system is equipped with two electronically controlled, fully variable piston pumps for fast, productive cycles. PFC has concurrent pump and valve control. By optimizing pump control, hydraulic oil flow is proportionate to implement lever stroke.

Benefits:

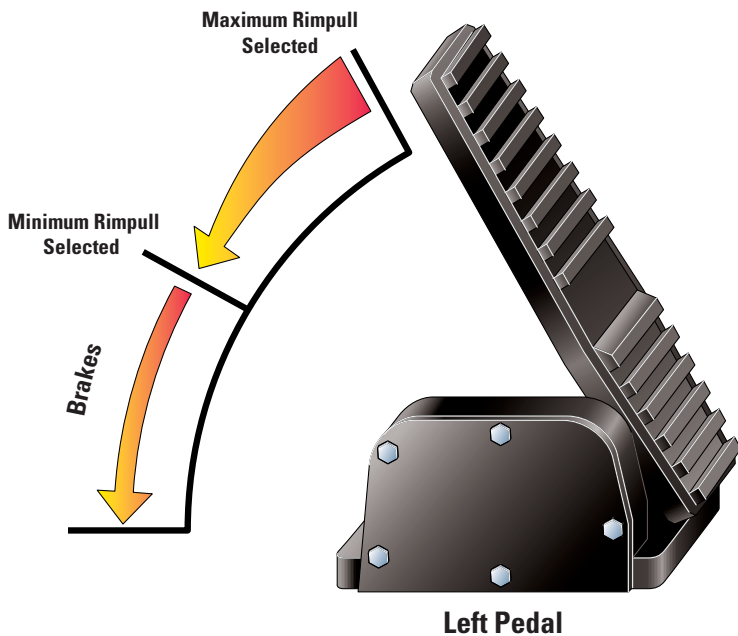
- Lowered fuel consumption by up to five percent
- Improved hydraulic response, giving the operator better feel and control of the bucket
- Improved power efficiency and lower system heat

Impeller Clutch Torque Converter (ICTC)/ Rimpull Control System

ICTC maintains hydraulic balance while digging and loading, enabling the operator to finely modulate rimpull by depressing the left pedal, thus reducing the impeller clutch pressure. The further the pedal is depressed, the more the impeller clutch pressure is reduced.

Matched Systems

An efficient loading/hauling system starts with a perfect match. The 992K is matched to the 775 and 777 Cat Trucks providing full truck payloads with minimum loading time. This loading/hauling system will maximize volume of material moved at the lowest operating cost per ton.



| 992K Pass Match | |
|---------------------|----------------------|
| 775 | 777 |
| 65 tonnes (70 tons) | 91 tonnes (100 tons) |
| 3 Pass | 4-5 Pass |



Operator Comfort

Leading the industry in design and ergonomics

The 992K sets a new benchmark in operator comfort for this size class with a completely new cab.

The new cab interior has been increased giving operators plenty of room for long work shifts. Operators will appreciate this increased room when the standard trainer seat is occupied.

As the benchmark for operator comfort the 992K does not compromise on safety. Standard 76 mm (3 in) wide retractable seat belts for an operator and trainer provide comfort while keeping both occupants safe. Conversations between them will be easier with a more quiet cab while automatic temperature controls ensure they do this in complete climate comfort. Vibrations are kept to a minimum with Cat Comfort seat with air suspension and viscous cab mounts. Operators will appreciate improved air quality with a pressurized cab and filtered air.

Operators can set automatic bucket heights for easier truck loading or feeding a crusher. The implement controls are finger tip controlled and low effort.

Technology Solutions

Electronic Systems Integration enables the 992K achieve greater productivity



The 992K electronic systems have been completely integrated to function as one machine. This integration creates a smart machine and more informed operator maximizing the productivity of both.

VIMS 3G

Now utilizing the Advisor Display, Vital Information Management System (VIMS 3G) has been improved providing more user friendly interfaces and additional machine data logging. Since 1990 VIMS has been enabling our customers and operators to perform at their best and ensure maximum uptime for our machines using meaningful data.

Operator Profile

Up to 10 separate operator profiles can be stored through Advisor. Screen layouts and machine settings can instantly be recalled providing a quick and consistent setup between operators.

Payload Control System

Payload Control System 3.0 is standard on the 992K providing owners and operators the ability to manage truck payloads and produce accurate records of material movement. This system is designed for on the go weighing. Up to 1,000 trucks can store 25 different materials for comprehensive record accuracy of job site performance.

Automatic Kickout

Operators can easily set the dump height, return to dig/carry or bucket angle from the comfort of the cab. Standard, in-cab programmable kickouts are located in the upper left panel. This feature provides more flexibility and improved productivity when the job requires load and dump target heights.

Cat Product Link

Cat® Product Link enables convenient, remote monitoring of equipment. Get usable information to keep jobs on schedule, maintain machine health and reduce fleet owning and operating costs.



Safety

Safety is always our first priority

We are constantly improving our products in an effort to provide a safe work environment for the operator and those who work on your job site. Here are just a few of the safety features found on the 992K.

- Wider stairs with improved stair angles increase safety for operators getting on and off the 992K.
- Walkways offer non-skid surfaces and integrated lock out/tag out points are designed into the service areas.
- Windshield cleaning platforms provide safe and convenient access for the operator.
- Extensive glass in the cab and optional heated mirrors extend visibility. An object detection system (rearview camera and radar) or rearview camera option increases operator awareness around the machine.
- A backup alarm is standard, and operators receive three levels of warning when the machine requires attention.
- Available HID lights provide excellent workspace visibility.
- An operator trainer seat allows your seasoned professionals to guide new operators. 76 mm (3 in) wide safety belts are standard on both seats.
- External roll over and falling object protection (ROPS/FOPS).

Service Made Simple

Organized to reduce your costs



The 992K is organized into individual service centers. Combined with the diagnostics available through VIMS, Product Link and Electronic Technician, servicing the 992K can be simple and efficient.

1 Diagnostic and Fluids Service Center

- Power on switch
- Electronic Technician “ET” Com-II port
- Ground level
- Radiator fill port
- Implement fill port
- Steering tank fill port
- Transmission fill port
- Engine oil fill port
- Autolube fill port
- Keypad for machine fluid indicators
- Messenger Display

2 Hydraulic Service Center

- Hydraulic pilot filters
- Hydraulic pumps
- Hydraulic case drain filters

3 Electrical Lockout Area (left side bumper)

- Auxiliary emergency shutdown switch
- Stairway light switch
- Starter lockout switch
- Transmission lockout switch

4 Remote Diagnostic Pressure Ports Front Frame

- Lift and lower circuit
- Dump and rackback circuit
- Right and center implement pump relief pressures
- Ride control (optional)
- Pilot supply
- Manual lower valve

5 Remote Diagnostic Pressure Ports Rear Frame

- Steering left
- Steering right
- Steering pump discharge
- Fan drive
- Brake accumulator – front and rear
- Impeller clutch
- Lock-up clutch (if equipped)
- Transmission lube
- Brake pump discharge
- Axle oil cooler motor supply
- Axle oil cooler pump – front and rear
- Service brakes – front and rear

6 Electrical Service Area

- Breakers
- ECMs
- Fuse

7 Engine Filter Service Area

- Primary fuel filter
- Engine oil filters
- Water separator
- Air filters
- Secondary fuel filter
- Tertiary fuel filter



Quality

The key to a better built machine

Caterpillar's commitment to quality is profound. We design to a higher standard so that your business can prosper.

- All of our parts are subject to quality and conformance checks. We collaborate with suppliers early in the design phase for their knowledge and manufacturing experience.
- New designs undergo Finite Element Analysis telling us where stresses congregate under loads typical of the machine's application. New castings are virtually monitored to evaluate fill quality and temperature exchange.
- A shake table simulates thousands of hours of use in days – allowing engineers to validate durability. Further analysis on airflow, ergonomics, performance, and ISO standard compliance are performed on prototype and field follow machines.
- Further tests are performed by operators and technicians for comfort, ergonomics and serviceability either in 3D virtual environments or on the iron.
- You should know that all new product introductions at Caterpillar are guided by your voice and input, the voice of our dealer organization and their mechanics, and on our ability to physically manufacture a new design. These are just some of the criteria that make Cat products leaders in the industry, and help us ensure long life, reliable machines for your business.



Sustainability

Protecting the Environment

Our commitment to you, your business and future generations is as strong as the machines we build.

Our effort to build machines that live longer, use fewer resources, and produce fewer emissions is only the start. Our plants, like the Aurora facility where the 992K is built, are conserving precious energy and resources with solar power, roof top gardens, and comprehensive recycle programs.

Sustainability is profitable. Our cleaner environment helps us control quality on the assembly line and build better products. It reduces our energy demand and our output to the landfill.

We can similarly help your business with machines that lead the industry in balancing fuel use with productivity demands. Each generation of Cat product produces less emissions than the last, helping reduce the carbon foot print of your fleet. In fact, the 992K (Prefix 880) now meets strict U.S. EPA Tier 4 Final emissions.

Tier 4 Final Emission*

For customers that are located in regions with Tier 4 Final Emissions requirements, Caterpillar has developed a reliable U.S. EPA Tier 4 Final solution which requires no operator input. Utilizing ultra-low sulfur diesel fuel, two primary solutions are used on the C32 engine platform to meet these emissions.

Diesel Oxidation Catalyst

The C32 Tier 4 Final engine features an after-treatment package that combines a Diesel Oxidation Catalyst (DOC) and muffler into a single unit, per exhaust bank, and is mounted on the top of the engine. The DOC uses a chemical process to transform hydrocarbons and carbon monoxide into water and carbon dioxide as they flow through the components. It requires no maintenance and is designed to last the entire life of the engine.

Cat NOx Reduction System

The Cat NOx Reduction System uses cooled exhaust gas to reduce combustion temperatures and prevent NOx formation. This is accomplished by diverting a portion of the exhaust gas through dedicated coolers before being mixed with fresh air and re-entering the engine intake. Combustion air is diluted with inert gas, which lowers the combustion temperature, resulting in reduced NOx.

*All non road U.S. EPA Tier 4, European Union (EU) Stage IIIB and IV, and Japan (MLIT) Step 4 diesel engines are required to use only Ultra Low Sulfur Diesel (ULSD) fuels containing 15 ppm (mg/kg) sulfur or less. Biodiesel blends up to B20 are acceptable when blended with 15 ppm (mg/kg) sulfur or less ULSD and when the biodiesel feedstock meets ASTM D7467 specifications. Cat® DEO-ULS™ or oils that meet the Cat ECF-3, API CJ-4, and ACEA E9 specifications are required.

Buckets

Options to reduce your cost per ton

Selecting the right bucket will dictate the productivity of your loader. The process of selection starts with knowing the density of the material you load. From there, you can select the size and appropriate protection strategies that will suit the rated payload targets of your machine. With a large selection of ground engaging tools, your Cat dealer can help you build a bucket that best suits your application. Custom buckets are an option, however many 992K customers will choose one of the following:

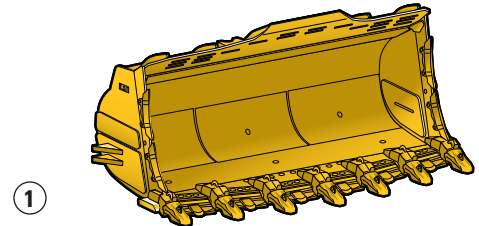
Heavy Duty Rock Bucket

Applications: Face loading tightly compacted pit materials. Moderate abrasion factors and high impact loads are suitable for this bucket.

High Abrasion Rock Bucket

Applications: Face loading iron ore. High abrasion and moderate impact loads are suitable for this bucket. A smooth floor is also desirable.

Note: Some applications can be very abrasive. Keep in mind that additional bucket protection can affect the performance of the machine such as higher horsepower loads, higher fuel consumption and affect productivity. With this in mind, it is important that you do not over protect the bucket and replaceable components of the bucket.




①

1) High Abrasion Rock Bucket

| 992K – Standard | | Up to specified density for 100% fill factor | |
|-----------------|-----------------|--|--------------------|
| Bucket Volume | | Material Density | |
| m ³ | yd ³ | kg/m ³ | lb/yd ³ |
| 12.3 | 16 | 1780 | 3,000 |
| 11.5 | 15 | 1890 | 3,200 |
| 10.7 | 14 | 2030 | 3,430 |

| 992K – High Lift | | Up to specified density for 100% fill factor | |
|------------------|-----------------|--|--------------------|
| Bucket Volume | | Material Density | |
| m ³ | yd ³ | kg/m ³ | lb/yd ³ |
| 12.3 | 16 | 1560 | 2,630 |
| 11.5 | 15 | 1660 | 2,800 |
| 10.7 | 14 | 1780 | 3,000 |

| 992K Dump Clearance | Std | HL |
|--------------------------------|------------------|------------------|
| 12.8 m (14 yd) with teeth @ 45 | 4622 mm (15'2") | 5232 mm (17'2") |
| 13.7 m (15 yd) with teeth @ 45 | 4546 mm (14'11") | 5156 mm (16'11") |
| 14.6 m (16 yd) with teeth @ 45 | 4495 mm (14'9") | 5105 mm (16'9") |



Bucket Ground Engaging Tools

Protect your investment

You can't buy a better performing or longer lasting tip than Cat K Series ground engaging tools. Short of a missing operator, nothing affects the productivity of your loader more, so consult your Cat dealer if your current system isn't living up to expectations. When worn beyond use by such materials as iron ore, K Series are easy to change out – no hammer required. A full list of Cat GET can be found on <http://www.Cat.com/get>.

Typical 992K Ground Engaging Tools include:

Adapters and Tips: Heavy Penetration – Heavy Abrasion – Penetration

Side Bar Protectors

Base Edges

Bucket Wings

Adapters and Tips: 1) Heavy Penetration 2) Heavy Abrasion 3) Penetration

4) Side Bar Protectors

5) Base Edges

6) Bucket Wings

Engine (Tier 4)

| | | |
|-------------------------|---------------------------------|---------|
| Engine Model | Cat® C32 with ACERT™ Technology | |
| Emissions | U.S. EPA Tier 4 | |
| Gross Power – SAE J1995 | 676 kW | 907 hp |
| Net Power | 607 kW | 814 hp |
| Bore | 145 mm | 5.7 in |
| Stroke | 162 mm | 6.4 in |
| Displacement | 32.1 L | 8.5 gal |

- These ratings apply at 1,750 rpm when tested under the specified standard conditions.
- Rating for net power advertised is based on power available when the engine is equipped with alternator, air cleaner, muffler, and on-demand hydraulic fan drive at maximum fan speed.

Engine (Tier 2)

| | | |
|-------------------------|---------------------------------|---------|
| Engine Model | Cat® C32 with ACERT™ Technology | |
| Emissions | U.S. EPA Tier 2 Equivalent | |
| Gross Power – SAE J1995 | 676 kW | 907 hp |
| Net Power | 607 kW | 814 hp |
| Bore | 145 mm | 5.7 in |
| Stroke | 162 mm | 6.4 in |
| Displacement | 32.1 L | 8.5 gal |

- These ratings apply at 1,750 rpm when tested under the specified standard conditions.
- Rating for net power advertised is based on power available when the engine is equipped with alternator, air cleaner, muffler, and on-demand hydraulic fan drive at maximum fan speed.

Weights (Tier 4)

Operating Weight – 99 831 kg 220,089 lb
Standard Lift*

Operating Weight – 100 628 kg 221,847 lb
High Lift**

*With 11.5 m³ (15 yd³) bucket (P/N 305-5720)

**With 10.7 m³ (14 yd³) bucket (P/N 305-5790)

Weights (Tier 2)

Operating Weight – 99 275 kg 218,864 lb
Standard Lift*

Operating Weight – 100 072 kg 220,621 lb
High Lift**

*With 11.5 m³ (15 yd³) bucket (P/N 305-5720)

**With 10.7 m³ (14 yd³) bucket (P/N 305-5790)

Buckets

Bucket Capacities 10.7-14.16 yd³
12.3 m³

Operating Specifications – Standard Lift* (Tier 4)

Breakout Force 55 991 kg 123,439 lb

Static Tipping Load, 55 343 kg 122,010 lb
at 35° articulation

*With 11.5 m³ (15 yd³) bucket (P/N 305-5720)

Operating Specifications – Standard Lift* (Tier 2)

Breakout Force 55 991 kg 123,439 lb

Static Tipping Load, 55 022 kg 121,302 lb
at 35° articulation

*With 11.5 m³ (15 yd³) bucket (P/N 305-5720)

Operating Specifications – High Lift* (Tier 4)

Breakout Force 57 975 kg 127,813 lb

Static Tipping Load 52 054 kg 114,760 lb
at 35° articulation

*With 10.7 m³ (14 yd³) bucket (P/N 305-5790)

Operating Specifications – High Lift* (Tier 2)

Breakout Force 57 975 kg 127,813 lb

Static Tipping Load 51 757 kg 114,105 lb
at 35° articulation

*With 10.7 m³ (14 yd³) bucket (P/N 305-5790)

Transmission

Converter Drive – 6.9 km/h 4.3 mph
Forward 1

Converter Drive – 11.9 km/h 7.4 mph
Forward 2

Converter Drive – 20.3 km/h 12.6 mph
Forward 3

Converter Drive – 7.6 km/h 4.7 mph
Reverse 1

Converter Drive – 13.1 km/h 8.1 mph
Reverse 2

Converter Drive – 22.2 km/h 13.8 mph
Reverse 3

Direct Drive – Lock-up Disabled
Forward 1

Direct Drive – 12.9 km/h 8.0 mph
Forward 2

Direct Drive – 22.8 km/h 14.2 mph
Forward 3

Direct Drive – 7.9 km/h 4.9 mph
Reverse 1

Direct Drive – 14.2 km/h 8.8 mph
Reverse 2

Direct Drive – 24.8 km/h 15.4 mph
Reverse 3

- With 45/65-45 L-5 46 Ply Tires

Loader Hydraulic System

| | | |
|--|------------|-----------|
| Relief Valve Setting | 31 000 kPa | 4,500 psi |
| Lift Cylinders, Double Acting: Bore | 279.4 mm | 11 in |
| Stroke | 1148 mm | 45.2 in |
| Tilt Cylinder, Double Acting: Bore | 266.7 mm | 10.5 in |
| Stroke | 2055 mm | 80.9 in |

- Pumps (2), fully variable E/H displacement control – 250 cc

Hydraulic Cycle Times

| | |
|-------------------------------|--------------|
| Raise* | 9.4 seconds |
| Dump* | 1.8 seconds |
| Lower Float Down (Empty) | 3.7 seconds |
| Total Hydraulic Cycle Time | 14.9 seconds |

*With rated load

Brakes

| | |
|--------|--|
| Brakes | Meets SAE J1473, OCT90 and ISO 3450:1992 |
|--------|--|

Tires

| | |
|-------|---|
| Tires | Choose from a variety of tires to match your application. |
|-------|---|

- Choice of:
45/65-R45, L-4 1 STAR Michelin
45/65-R45, L-5 1 STAR Michelin
45/65-R45, L-5 58 PR Goodyear
45/65-R45, L-5 58 PR Bridgestone
1150/65-R45, RL-5K 2 STAR Goodyear
- NOTE: In certain applications (such as load and carry) the loader's productive capabilities might exceed the tires' tonnes-km/h (ton-mph) capabilities. Caterpillar recommends that you consult a tire supplier to evaluate all conditions before selecting a tire model.

Cab

| | |
|-----------|--------------------------------|
| ROPS/FOPS | Meets SAE and ISO standards |
|-----------|--------------------------------|

- ROPS meets SAE J1040 APR88 and ISO 3471:1994 criteria.
- Falling Objects Protective Structure (FOPS) meets SAE J231 JAN81 and ISO 3449:1992 Level II criteria.
- Hearing protection may be needed when operating with an open operator station and cab (when not properly maintained or doors/windows open) for extended periods or in noisy environments.

Sound Performance


- The operator sound pressure level is 70 dB(A), measured according to the test procedures and conditions specified in ISO 6396:2008 for the standard machine configuration. The measurement was conducted at 70 percent of the maximum engine cooling fan speed.
- Hearing protection may be needed when the machine is operated with a cab that is not properly maintained or when the doors or windows are open for extended periods or in a noisy environment.
- The machine sound power level is 116 dB(A), measured according to the test procedures and conditions specified in ISO 6395:2008 for the standard machine configuration. The measurement was conducted at 70 percent of the maximum engine cooling fan speed.
- The machine sound power level is 113 dB(A), measured according to the test procedures and conditions specified in ISO 6395:2008 for the sound suppressed machine configuration. The measurement was conducted at 70 percent of the maximum engine cooling fan speed.

Service Refill Capacities

| | | |
|---|--------|---------|
| Fuel Tank – Standard | 1562 L | 413 gal |
| Cooling System | 290 L | 77 gal |
| Crankcase | 120 L | 32 gal |
| Transmission | 169 L | 45 gal |
| Differentials and Final Drives – Front | 360 L | 95 gal |
| Differentials and Final Drives – Rear | 345 L | 91 gal |
| Hydraulic Tank | | |
| Implement | 326 L | 86 gal |
| Steering/Brake | 159 L | 42 gal |
| Windshield Washer Fluid | 18.6 L | 4.9 gal |

Dimensions

All dimensions are approximate.



| | 992K* Standard Lift 45/65-45 58 | | 992K High Lift*** 45/65-45 58 | |
|--|--|-------|--|-------|
| 1 Height to top of ROPS | 5678 mm | 18'7" | 5678 mm | 18'7" |
| 2 Height to top of stack | 5248 mm | 17'2" | 5248 mm | 17'2" |
| 3 Height to top of hood | 4043 mm | 13'4" | 4043 mm | 13'4" |
| 4 Height to top of bumper | 1830 mm | 6'0" | 1830 mm | 6'0" |
| 5 Bumper clearance | 1176 mm | 3'11" | 1176 mm | 3'11" |
| 6 Ground clearance** | 682 mm | 2'2" | 682 mm | 2'2" |
| 7 Reach at 50° (Std) 45° (HL) dump (tooth tip) | 2118 mm | 6'11" | 2092 mm | 6'9" |
| 8 Clearance at 50° (Std) 45° dump (HL) dump (tooth tip) | 4480 mm | 14'8" | 4574 mm | 15'1" |
| 9 Bucket pin height at full lift | 6927 mm | 22'8" | 7544 mm | 24'7" |
| 10 Maximum overall height – bucket raised | 9313 mm | 30'6" | 10 109 mm | 33'1" |
| 11 Wheel base | 5890 mm | 19'4" | 5890 mm | 19'4" |
| 12 Maximum overall length | 15 736 mm | 52'0" | 16 095 mm | 52'8" |

*Dimensions are based on the 45/65-45 58 Tire (Free State).

**Measured to lowest point in hitch area.

***High Lift clearances are for High Abrasion Rock Bucket.

992K Specifications

Operation/Bucket Specifications – Standard Lift (Tier 4)

| | | 992K STD Tires: 45/65-45 L-5 58 Ply Part No. SLR: 1308 mm (4'4") | | |
|---|-----------------------------------|--|------------------|-------------------|
| Bucket Type | | Rock | Rock | Rock |
| Ground Engaging Tools | | Teeth & Segments | Teeth & Segments | Teeth & Segments |
| Cutting Edge Type | | Spade | Spade | Spade |
| Bucket Part No. (Group Level) | | 305-5790 | 305-5720 | 294-8980 |
| Struck Capacity – ISO | m ³ (yd ³) | 8.9 (11.6) | 9.5 (12.4) | 10.2 (13.3) |
| Heaped Capacity – ISO | m ³ (yd ³) | 10.7 (14) | 11.5 (15) | 12.3 (16) |
| Clearance at 45° Dump | | | | |
| Bare | mm (ft/in) | 4849 (15'11") | 4785 (15'8") | 4741 (15'7") |
| Teeth | mm (ft/in) | 4607 (15'1") | 4548 (14'11") | 4495 (14'9") |
| Reach at 45° Dump | | | | |
| Bare | mm (ft/in) | 2092 (6'10") | 2149 (7'1") | 2194 (7'2") |
| Teeth | mm (ft/in) | 2326 (7'8") | 2378 (7'10") | 2427 (8'0") |
| Digging Depth (Segment) | mm (in) | 196 (8") | 201 (8") | 201 (8") |
| Overall Length – Bucket Level Ground (Teeth) | mm (ft/in) | 15 736 (51'8") | 15 818 (51'11") | 15 890 (52'2") |
| Overall Height | mm (ft/in) | 9313 (30'7") | 9313 (30'7") | 9492 (31'2") |
| Turning Radius – Corner SAE Carry (Teeth) | mm (ft/in) | 11 097 (36'5") | 11 121 (36'6") | 11 131 (36'6") |
| Clearance at 45° Dump and 2.13 m (7 ft 0 in) Height | | | | |
| Bare | mm (ft/in) | 2372 (7'9") | 2367 (7'9") | 2376 (7'10") |
| Teeth | mm (ft/in) | 2130 (7'0") | 2130 (7'0") | 2130 (7'0") |
| Reach at 45° Dump and 2.13 m (7 ft 0 in) Height | | | | |
| Bare | mm (ft/in) | 3556 (11'8") | 3598 (11'10") | 3629 (11'11") |
| Teeth | mm (ft/in) | 3790 (12'5") | 3828 (12'7") | 3863 (12'8") |
| Full Dump at Maximum Lift | degrees | -50.0 | -50.0 | -50.0 |
| Tipping Load at Operating Weight | | | | |
| Straight | kg (lb) | 62 567 (137,936) | 61 854 (136,365) | 61 551 (135,697) |
| Articulated 43° | kg (lb) | 52 861 (116,539) | 52 182 (115,041) | 51 868 (114,349) |
| Articulated 35° | kg (lb) | 56 033 (123,532) | 55 343 (122,010) | 55 033 (121,326) |
| Tipping Load with Squash at Operating Weight | | | | |
| Straight | kg (lb) | 60 483 (133,343) | 59 774 (131,780) | 59 434 (131,030) |
| Articulated 43° | kg (lb) | 49 053 (108,144) | 48 383 (106,667) | 48 021 (105,868) |
| Articulated 35° | kg (lb) | 52 625 (116,018) | 51 943 (114,515) | 51 588 (113,733) |
| Breakout Force SAE Rated | kg (lb) | 58 459 (128,879) | 55 991 (123,439) | 54 243 (119,584) |
| Operating Weight | kg (lb) | 99 438 (219,224) | 99 831 (220,091) | 100 211 (220,929) |
| Weight Distribution at SAE Carry | | | | |
| Front | kg (lb) | 54 994 (121,241) | 55 729 (122,862) | 56 359 (124,251) |
| Rear | kg (lb) | 44 444 (97,983) | 44 102 (97,229) | 43 852 (96,678) |

Operation/Bucket Specifications – Standard Lift (Tier 4)

| | | 992K STD Tires: 45/65-45 L-5 58 Ply Part No. SLR: 1308 mm (4'4") | | |
|---|-----------------------------------|---|-----------------------------|-----------------------------|
| Bucket Type | | Rock | Rock | Rock |
| Ground Engaging Tools | | Teeth & Segments | Teeth & Segments | Teeth & Segments |
| Cutting Edge Type | | Spade | Spade | Spade |
| Bucket Part No. (Group Level) | | 307-9440 | 294-9010 | 307-9450 |
| Struck Capacity – ISO | m ³ (yd ³) | 8.9 (11.6) | 8.9 (11.6) | 8.9 (11.6) |
| Heaped Capacity – ISO | m ³ (yd ³) | 10.7 (14) | 10.7 (14) | 10.7 (14) |
| Clearance at 45° Dump | | | | |
| Bare | mm (ft/in) | 4849 (15'11") | 4935 (16'2") | 4935 (16'2") |
| Teeth | mm (ft/in) | 4612 (15'2") | 4699 (15'5") | 4699 (15'5") |
| Reach at 45° Dump | | | | |
| Bare | mm (ft/in) | 2092 (6'10") | 2036 (6'8") | 2036 (6'8") |
| Teeth | mm (ft/in) | 2322 (7'7") | 2292 (7'6") | 2292 (7'6") |
| Digging Depth (Segment) | mm (in) | 196 (8") | 175 (7") | 175 (7") |
| Overall Length – Bucket Level Ground (Teeth) | mm (ft/in) | 15 729 (51'7") | 15 632 (51'3") | 15 632 (51'3") |
| Overall Height | mm (ft/in) | 9313 (30'7") | 9392 (30'10") | 9313 (30'7") |
| Turning Radius – Corner SAE Carry (Teeth) | mm (ft/in) | 11 096 (36'5") | 11 085 (36'4") | 11 085 (36'4") |
| Clearance at 45° Dump and 2.13 m (7 ft 0 in) Height | | | | |
| Bare | mm (ft/in) | 2367 (7'9") | 2367 (7'9") | 2367 (7'9") |
| Teeth | mm (ft/in) | 2130 (7'0") | 2130 (7'0") | 2130 (7'0") |
| Reach at 45° Dump and 2.13 m (7 ft 0 in) Height | | | | |
| Bare | mm (ft/in) | 3558 (11'8") | 3522 (11'7") | 3522 (11'7") |
| Teeth | mm (ft/in) | 3787 (12'5") | 3777 (12'5") | 3777 (12'5") |
| Full Dump at Maximum Lift | degrees | -50.0 | -50.0 | -50.0 |
| Tipping Load at Operating Weight | | | | |
| Straight | kg (lb) | 61 086 (134,672) | 59 035 (130,150) | 60 665 (133,743) |
| Articulated 43° | kg (lb) | 51 380 (113,275) | 49 330 (108,753) | 50 959 (112,346) |
| Articulated 35° | kg (lb) | 54 552 (120,268) | 52 502 (115,746) | 54 131 (119,339) |
| Tipping Load with Squash at Operating Weight | | | | |
| Straight | kg (lb) | 59 012 (130,099) | 56 960 (125,574) | 58 593 (129,175) |
| Articulated 43° | kg (lb) | 47 587 (104,912) | 45 534 (100,385) | 47 169 (103,990) |
| Articulated 35° | kg (lb) | 51 157 (112,782) | 49 104 (108,255) | 50 738 (111,859) |
| Breakout Force SAE Rated | kg (lb) | 57 835 (127,504) | 59 374 (130,897) | 60 210 (132,741) |
| Operating Weight | kg (lb) | 100 817 (222,265) | 102 987 (227,049) | 101 193 (223,094) |
| Weight Distribution at SAE Carry | | | | |
| Front | kg (lb) | 57 333 (126,398) | 60 822 (134,091) | 57 971 (127,804) |
| Rear | kg (lb) | 43 484 (95,867) | 42 165 (92,958) | 43 223 (95,289) |

992K Specifications

Operation/Bucket Specifications – High Lift (Tier 4)

| | | 992K HL Tires: 45/65-45 L-5 46 Ply Part No. SLR: 1308 mm (4'4") | | |
|---|-----------------------------------|---|-------------------|-------------------|
| Bucket Type | | Rock | Rock | Rock |
| Ground Engaging Tools | | Teeth & Segments | Teeth & Segments | Teeth & Segments |
| Cutting Edge Type | | Spade | Spade | Spade |
| Bucket Part No. (Group Level) | | 305-5790 | 305-5720 | 294-8980 |
| Struck Capacity – ISO | m ³ (yd ³) | 8.9 (11.6) | 9.5 (12.4) | 10.2 (13.3) |
| Heaped Capacity – ISO | m ³ (yd ³) | 10.7 (14) | 11.5 (15) | 12.3 (16) |
| Clearance at 45° Dump | | | | |
| Bare | mm (ft/in) | 5466 (17'11") | 5402 (17'9") | 5358 (17'7") |
| Teeth | mm (ft/in) | 5224 (17'2") | 5166 (16'11") | 5112 (16'9") |
| Reach at 45° Dump | | | | |
| Bare | mm (ft/in) | 1960 (6'5") | 2016 (6'7") | 2061 (6'9") |
| Teeth | mm (ft/in) | 2193 (7'2") | 2246 (7'4") | 2294 (7'6") |
| Digging Depth (Segment) | mm (in) | 176 (7") | 181 (7") | 181 (7") |
| Overall Length – Bucket Level Ground (Teeth) | mm (ft/in) | 16 197 (53'2") | 16 279 (53'5") | 16 351 (53'8") |
| Overall Height | mm (ft/in) | 9930 (32'7") | 9930 (32'7") | 10 109 (33'2") |
| Turning Radius – Corner SAE Carry (Teeth) | mm (ft/in) | 11 326 (37'2") | 11 352 (37'3") | 11 363 (37'3") |
| Clearance at 45° Dump and 2.13 m (7 ft 0 in) Height | | | | |
| Bare | mm (ft/in) | 2372 (7'9") | 2367 (7'9") | 2376 (7'10") |
| Teeth | mm (ft/in) | 2130 (7'0") | 2130 (7'0") | 2130 (7'0") |
| Reach at 45° Dump and 2.13 m (7 ft 0 in) Height | | | | |
| Bare | mm (ft/in) | 3957 (13'0") | 4000 (13'1") | 4032 (13'3") |
| Teeth | mm (ft/in) | 4190 (13'9") | 4230 (13'11") | 4265 (14'0") |
| Full Dump at Maximum Lift | degrees | -45.0 | -45.0 | -45.0 |
| Tippling Load at Operating Weight | | | | |
| Straight | kg (lb) | 58 333 (128,603) | 57 670 (127,140) | 57 380 (126,502) |
| Articulated 43° | kg (lb) | 49 006 (108,039) | 48 370 (106,638) | 48 068 (105,971) |
| Articulated 35° | kg (lb) | 52 054 (114,760) | 51 409 (113,338) | 51 111 (112,681) |
| Tippling Load with Squash at Operating Weight | | | | |
| Straight | kg (lb) | 56 533 (124,635) | 55 871 (123,175) | 55 550 (122,468) |
| Articulated 43° | kg (lb) | 45 573 (100,472) | 44 943 (99,083) | 44 597 (98,319) |
| Articulated 35° | kg (lb) | 48 997 (108,019) | 48 357 (106,609) | 48 019 (105,863) |
| Breakout Force SAE Rated | kg (lb) | 57 975 (127,813) | 55 521 (122,403) | 53 785 (118,576) |
| Operating Weight | kg (lb) | 100 628 (221,847) | 101 021 (222,713) | 101 401 (223,551) |
| Weight Distribution at SAE Carry | | | | |
| Front | kg (lb) | 55 908 (123,256) | 56 675 (124,947) | 57 337 (126,406) |
| Rear | kg (lb) | 44 720 (98,591) | 44 346 (97,766) | 44 064 (97,145) |

Operation/Bucket Specifications – High Lift (Tier 4)

| | | 992K HL Tires: 45/65-45 L-5 46 Ply Part No. SLR: 1308 mm (4'4") | | |
|---|-----------------------------------|---|-------------------|-------------------|
| Bucket Type | | Rock | Rock | Rock |
| Ground Engaging Tools | | Teeth & Segments | Teeth & Segments | Teeth & Segments |
| Cutting Edge Type | | Spade | Spade | Spade |
| Bucket Part No. (Group Level) | | 307-9440 | 294-9010 | 307-9450 |
| Struck Capacity – ISO | m ³ (yd ³) | 8.9 (11.6) | 8.9 (11.6) | 8.9 (11.6) |
| Heaped Capacity – ISO | m ³ (yd ³) | 10.7 (14) | 10.7 (14) | 10.7 (14) |
| Clearance at 45° Dump | | | | |
| Bare | mm (ft/in) | 5466 (17'11") | 5553 (18'3") | 5553 (18'3") |
| Teeth | mm (ft/in) | 5229 (17'2") | 5316 (17'5") | 5316 (17'5") |
| Reach at 45° Dump | | | | |
| Bare | mm (ft/in) | 1960 (6'5") | 1903 (6'3") | 1903 (6'3") |
| Teeth | mm (ft/in) | 2189 (7'2") | 2159 (7'1") | 2159 (7'1") |
| Digging Depth (Segment) | mm (in) | 176 (7") | 155 (6") | 155 (6") |
| Overall Length – Bucket Level Ground (Teeth) | mm (ft/in) | 16 191 (53'1") | 16 095 (52'10") | 16 095 (52'10") |
| Overall Height | mm (ft/in) | 9930 (32'7") | 10 009 (32'10") | 9930 (32'7") |
| Turning Radius – Corner SAE Carry (Teeth) | mm (ft/in) | 11 324 (37'2") | 11 313 (37'1") | 11 313 (37'1") |
| Clearance at 45° Dump and 2.13 m (7 ft 0 in) Height | | | | |
| Bare | mm (ft/in) | 2367 (7'9") | 2367 (7'9") | 2367 (7'9") |
| Teeth | mm (ft/in) | 2130 (7'0") | 2130 (7'0") | 2130 (7'0") |
| Reach at 45° Dump and 2.13 m (7 ft 0 in) Height | | | | |
| Bare | mm (ft/in) | 3958 (13'0") | 3920 (12'10") | 3920 (12'10") |
| Teeth | mm (ft/in) | 4188 (13'9") | 4176 (13'8") | 4176 (13'8") |
| Full Dump at Maximum Lift | degrees | -45.0 | -45.0 | -45.0 |
| Tippling Load at Operating Weight | | | | |
| Straight | kg (lb) | 56 856 (125,346) | 54 794 (120,799) | 56 438 (124,425) |
| Articulated 43° | kg (lb) | 47 529 (104,782) | 45 466 (100,236) | 47 111 (103,861) |
| Articulated 35° | kg (lb) | 50 577 (111,503) | 48 515 (106,956) | 50 159 (110,582) |
| Tippling Load with Squash at Operating Weight | | | | |
| Straight | kg (lb) | 55 064 (121,395) | 53 001 (116,847) | 54 648 (120,478) |
| Articulated 43° | kg (lb) | 44 109 (97,244) | 42 045 (92,694) | 43 694 (96,329) |
| Articulated 35° | kg (lb) | 47 531 (104,788) | 45 467 (100,237) | 47 115 (103,872) |
| Breakout Force SAE Rated | kg (lb) | 57 351 (126,438) | 58 884 (129,817) | 59 721 (131,662) |
| Operating Weight | kg (lb) | 102 007 (224,887) | 104 177 (229,671) | 102 383 (225,716) |
| Weight Distribution at SAE Carry | | | | |
| Front | kg (lb) | 58 360 (128,662) | 62 032 (136,758) | 59 032 (130,143) |
| Rear | kg (lb) | 43 647 (96,224) | 42 145 (92,913) | 43 351 (95,572) |

992K Specifications

Operation/Bucket Specifications – Standard Lift (Tier 2)

| | | 992K STD Tires: 45/65-45 L-5 58 Ply Part No. SLR: 1308 mm (4'4") | | |
|---|-----------------------------------|--|------------------|------------------|
| Bucket Type | | Rock | Rock | Rock |
| Ground Engaging Tools | | Teeth & Segments | Teeth & Segments | Teeth & Segments |
| Cutting Edge Type | | Spade | Spade | Spade |
| Bucket Part No. (Group Level) | | 305-5790 | 305-5720 | 294-8980 |
| Struck Capacity – ISO | m ³ (yd ³) | 8.9 (11.6) | 9.5 (12.4) | 10.2 (13.3) |
| Heaped Capacity – ISO | m ³ (yd ³) | 10.7 (14) | 11.5 (15) | 12.3 (16) |
| Clearance at 45° Dump | | | | |
| Bare | mm (ft/in) | 4849 (15'11") | 4785 (15'8") | 4741 (15'7") |
| Teeth | mm (ft/in) | 4607 (15'1") | 4548 (14'11") | 4495 (14'9") |
| Reach at 45° Dump | | | | |
| Bare | mm (ft/in) | 2092 (6'10") | 2149 (7'1") | 2194 (7'2") |
| Teeth | mm (ft/in) | 2326 (7'8") | 2378 (7'10") | 2427 (8'0") |
| Digging Depth (Segment) | mm (in) | 196 (8") | 201 (8") | 201 (8") |
| Overall Length – Bucket Level Ground (Teeth) | mm (ft/in) | 15 736 (51'8") | 15 818 (51'11") | 15 890 (52'2") |
| Overall Height | mm (ft/in) | 9313 (30'7") | 9313 (30'7") | 9492 (31'2") |
| Turning Radius – Corner SAE Carry (Teeth) | mm (ft/in) | 11 097 (36'5") | 11 121 (36'6") | 11 131 (36'6") |
| Clearance at 45° Dump and 2.13 m (7 ft 0 in) Height | | | | |
| Bare | mm (ft/in) | 2372 (7'9") | 2367 (7'9") | 2376 (7'10") |
| Teeth | mm (ft/in) | 2130 (7'0") | 2130 (7'0") | 2130 (7'0") |
| Reach at 45° Dump and 2.13 m (7 ft 0 in) Height | | | | |
| Bare | mm (ft/in) | 3556 (11'8") | 3598 (11'10") | 3629 (11'11") |
| Teeth | mm (ft/in) | 3790 (12'5") | 3828 (12'7") | 3863 (12'8") |
| Full Dump at Maximum Lift | degrees | -50.0 | -50.0 | -50.0 |
| Tippling Load at Operating Weight | | | | |
| Straight | kg (lb) | 62 261 (137,263) | 61 550 (135,694) | 61 246 (135,024) |
| Articulated 43° | kg (lb) | 52 531 (115,811) | 51 852 (114,315) | 51 538 (113,623) |
| Articulated 35° | kg (lb) | 55 711 (122,822) | 55 022 (121,302) | 54 711 (120,617) |
| Tippling Load with Squash at Operating Weight | | | | |
| Straight | kg (lb) | 60 183 (132,681) | 59 475 (131,120) | 59 135 (130,370) |
| Articulated 43° | kg (lb) | 48 716 (107,401) | 48 048 (105,927) | 47 685 (105,128) |
| Articulated 35° | kg (lb) | 52 298 (115,298) | 51 618 (113,797) | 51 263 (113,015) |
| Breakout Force SAE Rated | kg (lb) | 58 459 (128,879) | 55 991 (123,439) | 54 243 (119,584) |
| Operating Weight | kg (lb) | 98 882 (217,999) | 99 275 (218,865) | 99 655 (219,703) |
| Weight Distribution at SAE Carry | | | | |
| Front | kg (lb) | 54 652 (120,487) | 55 387 (122,107) | 56 017 (123,497) |
| Rear | kg (lb) | 44 231 (97,512) | 43 889 (96,758) | 43 638 (96,206) |

Operation/Bucket Specifications – Standard Lift (Tier 2)

| | 992K STD Tires: 45/65-45 L-5 58 Ply Part No. SLR: 1308 mm (4'4") | | | |
|---|--|-------------------|-------------------|-------------------|
| Bucket Type | Rock | Rock | Rock | |
| Ground Engaging Tools | Teeth & Segments | Teeth & Segments | Teeth & Segments | |
| Cutting Edge Type | Spade | Spade | Spade | |
| Bucket Part No. (Group Level) | 307-9440 | 294-9010 | 307-9450 | |
| Struck Capacity – ISO | m ³ (yd ³) | 8.9 (11.6) | 8.9 (11.6) | 8.9 (11.6) |
| Heaped Capacity – ISO | m ³ (yd ³) | 10.7 (14) | 10.7 (14) | 10.7 (14) |
| Clearance at 45° Dump | | | | |
| Bare | mm (ft/in) | 4849 (15'11") | 4935 (16'2") | 4935 (16'2") |
| Teeth | mm (ft/in) | 4612 (15'2") | 4699 (15'5") | 4699 (15'5") |
| Reach at 45° Dump | | | | |
| Bare | mm (ft/in) | 2092 (6'10") | 2036 (6'8") | 2036 (6'8") |
| Teeth | mm (ft/in) | 2322 (7'7") | 2292 (7'6") | 2292 (7'6") |
| Digging Depth (Segment) | mm (in) | 196 (8") | 175 (7") | 175 (7") |
| Overall Length – Bucket Level Ground (Teeth) | mm (ft/in) | 15 729 (51'7") | 15 632 (51'3") | 15 632 (51'3") |
| Overall Height | mm (ft/in) | 9313 (30'7") | 9392 (30'10") | 9313 (30'7") |
| Turning Radius – Corner SAE Carry (Teeth) | mm (ft/in) | 11 096 (36'5") | 11 085 (36'4") | 11 085 (36'4") |
| Clearance at 45° Dump and 2.13 m (7 ft 0 in) Height | | | | |
| Bare | mm (ft/in) | 2367 (7'9") | 2367 (7'9") | 2367 (7'9") |
| Teeth | mm (ft/in) | 2130 (7'0") | 2130 (7'0") | 2130 (7'0") |
| Reach at 45° Dump and 2.13 m (7 ft 0 in) Height | | | | |
| Bare | mm (ft/in) | 3558 (11'8") | 3522 (11'7") | 3522 (11'7") |
| Teeth | mm (ft/in) | 3787 (12'5") | 3777 (12'5") | 3777 (12'5") |
| Full Dump at Maximum Lift | degrees | -50.0 | -50.0 | -50.0 |
| Tippling Load at Operating Weight | | | | |
| Straight | kg (lb) | 60 780 (133,998) | 58 730 (129,477) | 60 359 (133,070) |
| Articulated 43° | kg (lb) | 51 050 (112,546) | 48 999 (108,025) | 50 629 (111,618) |
| Articulated 35° | kg (lb) | 54 230 (119,557) | 52 179 (115,036) | 53 809 (118,629) |
| Tippling Load with Squash at Operating Weight | | | | |
| Straight | kg (lb) | 58 712 (129,437) | 56 659 (124,912) | 58 292 (128,513) |
| Articulated 43° | kg (lb) | 47 250 (104,169) | 45 197 (99,642) | 46 832 (103,248) |
| Articulated 35° | kg (lb) | 50 830 (112,061) | 48 777 (107,534) | 50 412 (111,139) |
| Breakout Force SAE Rated | kg (lb) | 57 835 (127,504) | 59 374 (130,897) | 60 210 (132,741) |
| Operating Weight | kg (lb) | 100 261 (221,039) | 102 431 (225,823) | 100 637 (221,868) |
| Weight Distribution at SAE Carry | | | | |
| Front | kg (lb) | 56 991 (125,644) | 60 481 (133,337) | 57 629 (127,050) |
| Rear | kg (lb) | 43 271 (95,395) | 41 951 (92,486) | 43 009 (94,818) |

992K Specifications

Operation/Bucket Specifications – High Lift (Tier 2)

| | | 992K HL Tires: 45/65-45 L-5 46 Ply Part No. SLR: 1308 mm (4'4") | | |
|---|-----------------------------------|---|-------------------|-------------------|
| Bucket Type | | Rock | Rock | Rock |
| Ground Engaging Tools | | Teeth & Segments | Teeth & Segments | Teeth & Segments |
| Cutting Edge Type | | Spade | Spade | Spade |
| Bucket Part No. (Group Level) | | 305-5790 | 305-5720 | 294-8980 |
| Struck Capacity – ISO | m ³ (yd ³) | 8.9 (11.6) | 9.5 (12.4) | 10.2 (13.3) |
| Heaped Capacity – ISO | m ³ (yd ³) | 10.7 (14) | 11.5 (15) | 12.3 (16) |
| Clearance at 45° Dump | | | | |
| Bare | mm (ft/in) | 5466 (17'11") | 5402 (17'9") | 5358 (17'7") |
| Teeth | mm (ft/in) | 5224 (17'2") | 5166 (16'11") | 5112 (16'9") |
| Reach at 45° Dump | | | | |
| Bare | mm (ft/in) | 1960 (6'5") | 2016 (6'7") | 2061 (6'9") |
| Teeth | mm (ft/in) | 2193 (7'2") | 2246 (7'4") | 2294 (7'6") |
| Digging Depth (Segment) | mm (in) | 176 (7") | 181 (7") | 181 (7") |
| Overall Length – Bucket Level Ground (Teeth) | mm (ft/in) | 16 197 (53'2") | 16 279 (53'5") | 16 351 (53'8") |
| Overall Height | mm (ft/in) | 9930 (32'7") | 9930 (32'7") | 10 109 (33'2") |
| Turning Radius – Corner SAE Carry (Teeth) | mm (ft/in) | 11 326 (37'2") | 11 352 (37'3") | 11 363 (37'3") |
| Clearance at 45° Dump and 2.13 m (7 ft 0 in) Height | | | | |
| Bare | mm (ft/in) | 2372 (7'9") | 2367 (7'9") | 2376 (7'10") |
| Teeth | mm (ft/in) | 2130 (7'0") | 2130 (7'0") | 2130 (7'0") |
| Reach at 45° Dump and 2.13 m (7 ft 0 in) Height | | | | |
| Bare | mm (ft/in) | 3957 (13'0") | 4000 (13'1") | 4032 (13'3") |
| Teeth | mm (ft/in) | 4190 (13'9") | 4230 (13'11") | 4265 (14'0") |
| Full Dump at Maximum Lift | degrees | -45.0 | -45.0 | -45.0 |
| Tippling Load at Operating Weight | | | | |
| Straight | kg (lb) | 58 052 (127,982) | 57 389 (126,521) | 57 099 (125,882) |
| Articulated 43° | kg (lb) | 48 701 (107,368) | 48 067 (105,969) | 47 764 (105,301) |
| Articulated 35° | kg (lb) | 51 757 (114,105) | 51 113 (112,689) | 50 815 (112,027) |
| Tippling Load with Squash at Operating Weight | | | | |
| Straight | kg (lb) | 56 256 (124,022) | 55 594 (122,565) | 55 273 (121,857) |
| Articulated 43° | kg (lb) | 45 261 (99,784) | 44 632 (98,398) | 44 286 (97,634) |
| Articulated 35° | kg (lb) | 48 694 (107,352) | 48 055 (105,944) | 47 717 (105,198) |
| Breakout Force SAE Rated | kg (lb) | 57 975 (127,813) | 55 521 (122,403) | 53 785 (118,576) |
| Operating Weight | kg (lb) | 100 072 (220,621) | 100 465 (221,487) | 100 845 (222,325) |
| Weight Distribution at SAE Carry | | | | |
| Front | kg (lb) | 55 566 (122,501) | 56 333 (124,192) | 56 995 (125,652) |
| Rear | kg (lb) | 44 506 (98,120) | 44 132 (97,295) | 43 850 (96,673) |

Operation/Bucket Specifications – High Lift (Tier 2)

| | | 992K HL Tires: 45/65-45 L-5 46 Ply Part No. SLR: 1308 mm (4'4") | | |
|---|-----------------------------------|--|-----------------------------|-----------------------------|
| Bucket Type | | Rock | Rock | Rock |
| Ground Engaging Tools | | Teeth & Segments | Teeth & Segments | Teeth & Segments |
| Cutting Edge Type | | Spade | Spade | Spade |
| Bucket Part No. (Group Level) | | 307-9440 | 294-9010 | 307-9450 |
| Struck Capacity – ISO | m ³ (yd ³) | 8.9 (11.6) | 8.9 (11.6) | 8.9 (11.6) |
| Heaped Capacity – ISO | m ³ (yd ³) | 10.7 (14) | 10.7 (14) | 10.7 (14) |
| Clearance at 45° Dump | | | | |
| Bare | mm (ft/in) | 5466 (17'11") | 5553 (18'3") | 5553 (18'3") |
| Teeth | mm (ft/in) | 5229 (17'2") | 5316 (17'5") | 5316 (17'5") |
| Reach at 45° Dump | | | | |
| Bare | mm (ft/in) | 1960 (6'5") | 1903 (6'3") | 1903 (6'3") |
| Teeth | mm (ft/in) | 2189 (7'2") | 2159 (7'1") | 2159 (7'1") |
| Digging Depth (Segment) | mm (in) | 176 (7") | 155 (6") | 155 (6") |
| Overall Length – Bucket Level Ground (Teeth) | mm (ft/in) | 16 191 (53'1") | 16 095 (52'10") | 16 095 (52'10") |
| Overall Height | mm (ft/in) | 9930 (32'7") | 10 009 (32'10") | 9930 (32'7") |
| Turning Radius – Corner SAE Carry (Teeth) | mm (ft/in) | 11 324 (37'2") | 11 313 (37'1") | 11 313 (37'1") |
| Clearance at 45° Dump and 2.13 m (7 ft 0 in) Height | | | | |
| Bare | mm (ft/in) | 2367 (7'9") | 2367 (7'9") | 2367 (7'9") |
| Teeth | mm (ft/in) | 2130 (7'0") | 2130 (7'0") | 2130 (7'0") |
| Reach at 45° Dump and 2.13 m (7 ft 0 in) Height | | | | |
| Bare | mm (ft/in) | 3958 (13'0") | 3920 (12'10") | 3920 (12'10") |
| Teeth | mm (ft/in) | 4188 (13'9") | 4176 (13'8") | 4176 (13'8") |
| Full Dump at Maximum Lift | degrees | -45.0 | -45.0 | -45.0 |
| Tippling Load at Operating Weight | | | | |
| Straight | kg (lb) | 56 574 (124,725) | 54 512 (120,179) | 56 157 (123,804) |
| Articulated 43° | kg (lb) | 47 224 (104,111) | 45 162 (99,565) | 46 806 (103,190) |
| Articulated 35° | kg (lb) | 50 280 (110,848) | 48 218 (106,302) | 49 862 (109,927) |
| Tippling Load with Squash at Operating Weight | | | | |
| Straight | kg (lb) | 54 786 (120,783) | 52 723 (116,235) | 54 370 (119,865) |
| Articulated 43° | kg (lb) | 43 798 (96,557) | 41 734 (92,007) | 43 382 (95,642) |
| Articulated 35° | kg (lb) | 47 228 (104,121) | 45 165 (99,571) | 46 813 (103,205) |
| Breakout Force SAE Rated | kg (lb) | 57 351 (126,438) | 58 884 (129,817) | 59 721 (131,662) |
| Operating Weight | kg (lb) | 101 451 (223,661) | 103 621 (228,445) | 101 827 (224,490) |
| Weight Distribution at SAE Carry | | | | |
| Front | kg (lb) | 58 018 (127,908) | 61 690 (136,004) | 58 690 (129,390) |
| Rear | kg (lb) | 43 433 (95,753) | 41 930 (92,441) | 43 137 (95,100) |

992K Standard Equipment

Standard equipment may vary. Consult your Cat dealer for details.

ELECTRICAL

- Alarm, back-up
- Alternator, (150-amp)
- Batteries, low maintenance
- Deutsch & Amp Seal terminal connectors
- ECM diagnostic connector
- Ground level electrical disconnect
- Ground level starting receptacle for emergency start
- Lighting system, halogen (front and rear)
- Lighting, access stairway
- Starter, electric (heavy duty)
- Starting and charging system (24-volt)

OPERATOR ENVIRONMENT

- Advisor display
- Air conditioner and heater with automatic temperature control
- Cab, sound suppressed, pressurized, rollover protective structure (ROPS/FOPS)
- Radio ready for (entertainment) includes antenna, speakers, and 1 x 12V converters (24-volt, 10 amp) for use with laptop/cell phone
- Cigar lighter and ashtray
- Coat hook
- Electro-hydraulic tilt and lift control system locks
- Heater and defroster
- Horn, electric
- Implement and steering lockouts
- VIMS 3G monitoring system
 - Action alert system, three category
- Instrumentation, Gauges:
 - Engine coolant temperature
 - Fuel Level
 - Hydraulic Oil Temperature
 - Tachometer
 - Transmission Gear Indicator
 - Transmission Oil Temperature
- Light, dome (cab)

- Lunchbox and beverage holders
- Mirrors, rearview (externally mounted)
- Seat belt, retractable, 76 mm (3 in) wide operator and trainer seats
- Seat, Cat Comfort (cloth) air suspension
- STIC control system
- Tinted glass
- Wet-arm wipers/washer (front, rear, and corners), intermittent front wipers

POWER TRAIN

- Air-to-Air After cooler (ATAAC)
- Auto Idle Kickdown
- Axle oil coolers (front and rear)
- Brakes, fully hydraulic, enclosed, wet multiple disc service brakes and dry parking/secondary brake
- Case drain filters
- Delayed Engine Shutdown
- Demand fan
- Electric fuel priming pump
- Engine Cat® C32 ACERT
- Ground level engine shutdown
- Ground level fast fill fuel
- Ground level transmission lockout
- Ground level starter lockout
- Idle Engine Shutdown
- Precleaner, engine air intake
- Next Generation Modular Radiator (NGMR)
- Starting aid (ether) automatic
- Throttle lock
- Transmission, 533 mm (21 in) planetary, powershift with 3F/3R, electronic control
- Venturi Exhaust Stacks

OTHER STANDARD EQUIPMENT

- Autolube
- Automatic bucket lift/tilt kickouts, electronically adjustable from cab
- Bumper service center

- Couplings, Cat O-ring face seals
- Doors, service access (locking)
- Emergency platform egress
- Fenders, steel (front and rear)
- Grouped hydraulic pressure ports
- Guards, power train and crankcase
- Hitch, drawbar with pin
- Hoses, Cat XT and XT-ES
- Hydraulic oil cooler
- Impeller clutch
- Implement and steering ecology drains
- Mufflers, under hood
- Oil sampling valves
- Piston pump case drain filters
- Positive Flow Control implement system
- Product Link
- Service center with ground level electrical and fluids service center
- Sight gauges:
 - Coolant level
 - Implement oil level
 - Steering oil level
 - Transmission oil level
- Starter lockout, bumper
- Stairway, left and right rear access
- Steering, load sensing
- Tilt regeneration
- Toe kicks
- Transmission lockout, bumper
- Vandalism protection caplocks
- Windshield cleaning platforms

TIRES, RIMS, AND WHEELS

A tire must be selected from the mandatory attachments section. Base machine price includes a tire allowance.

ANTIFREEZE

Premixed 50 percent concentration of extended life coolant with freeze protection to 34° C (-29° F)

Optional equipment may vary. Consult your Cat dealer for details.

ELECTRICAL

- 10A converter
- HID lights
- Object Detection
- Rear vision camera
- LED strobe warning beacons

OPERATOR ENVIRONMENT

- AM/FM/CD/MP3 radio
- Cab precleaner
- Sirius/USB/Bluetooth Radio
- Sun Screen

STARTING AIDS

- Engine coolant 120V heater
- Engine coolant 240V heater

MACHINE CONTROL AND GUIDANCE

- CAES attachment ready option

MISCELLANEOUS ATTACHMENTS

- Arctic Antifreeze for protection to -50°C
(-58°F)
- Diagnostic lines
- Roading fenders

992K Mandatory Equipment

Must choose from each category. Consult your Cat dealer for details.

AXLES

- Standard front and rear (NC)
- Standard front and no-spin rear

CAB

- Standard glass (NC)
- Rubber mounted glass

LIFT

- Standard (NC)
- High

ELECTRONICS

- VIMS display software (NC)
(select language group)

OPERATOR SEAT

- Seat, heated
- Seat, standard (NC)

MIRROR ARRANGEMENT

- Mirror, heated
- Mirror, standard (NC)

TORQUE CONVERTER

- ICTC with housing and lock-up clutch
- Standard ICTC with housing (NC)

ENGINE ARRANGEMENTS

- Engine, standard (NC)
- Engine, standard, sound suppression
- Engine, brake
- Engine, brake, sound suppression

FUEL ARRANGEMENTS

- Fuel arrangement, fast fill (NC)
- Fuel arrangement, fast fill, heated
(fuel heater)

COOLING ARRANGEMENTS

- High Ambient – for ambient temperatures
55° C (131° F)
- Standard – for ambient temperatures
43° C (109° F) (NC)

STEERING AND FILTRATION SYSTEMS

- Secondary steering, deluxe filtration
- Secondary steering, standard filtration
- Standard steering, deluxe filtration
- Standard steering, standard filtration (NC)

OPERATION AND

MAINTENANCE MANUAL (NC)

- English version
- French version
- German version
- Greek version
- Hebrew version
- Italian version
- Japanese version
- Norwegian version
- Portuguese version
- Russian version
- Spanish version
- Swedish version
- Thai version
- Turkish version

TIRES

- Consult your Cat dealer for current options

PRODUCT LINK

- Required for NACD, LACD, Europe,
Turkey, Australia, and New Zealand

992K Wheel Loader

For more complete information on Cat products, dealer services, and industry solutions, visit us on the web at www.cat.com

© 2012 Caterpillar Inc.
All rights reserved

Materials and specifications are subject to change without notice. Featured machines in photos may include additional equipment. See your Cat dealer for available options.

CAT, CATERPILLAR, SAFETY.CAT.COM, their respective logos, "Caterpillar Yellow" and the "Power Edge" trade dress, as well as corporate and product identity used herein, are trademarks of Caterpillar and may not be used without permission.

AEHQ5939-02 (01-2012)
Replaces AEHQ5939-01

